

Tech Note #220_VCX DB 25 Control Pin-Outs



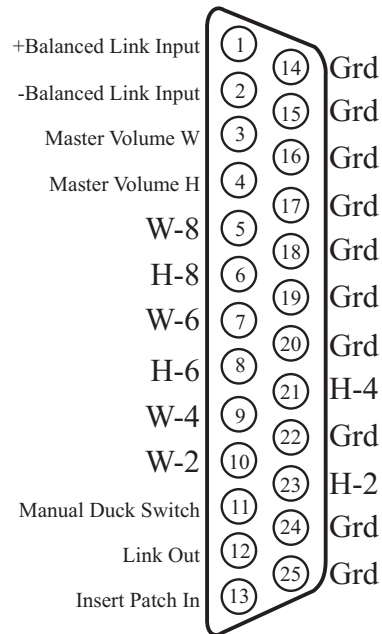
General Layout [09/30/03]

8001 VCX

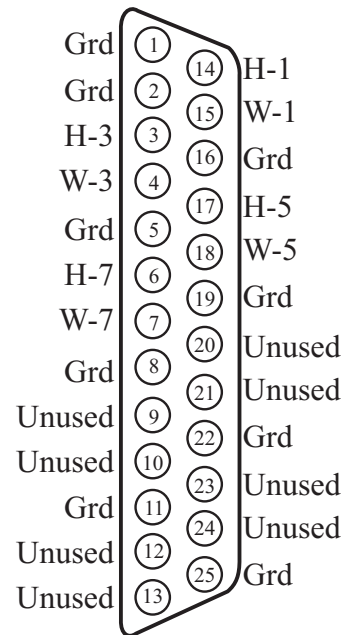
25EXT Card

4001 VCX

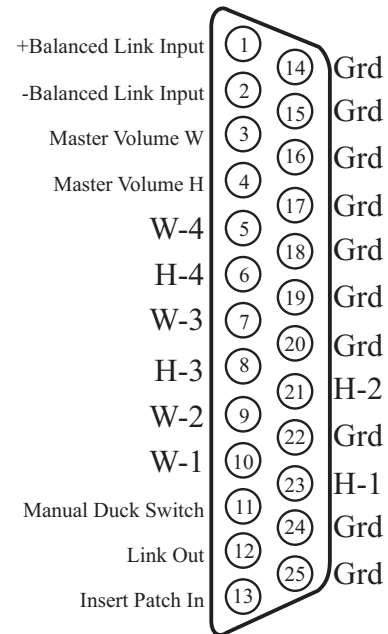
Bottom DB25 Port



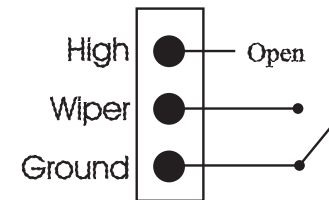
Top DB25 Port



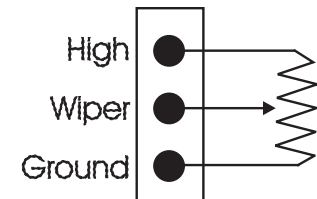
Bottom DB25 Port



Mute/Demute



Variable Volume



Legend

Grd = Ground
H = High Side
W = Wiper

Volume/Mute: A 10K Pot is recommended for 0-5 volt variable volume control. To Mute, short the desired Wiper to Ground.

Linking: Use the bottom ports to link VCX Mixers. Pin 12 of the Slave mixer is to be linked with pin 1 of the Master along with a common Ground between them.